

Art. Nr. K040

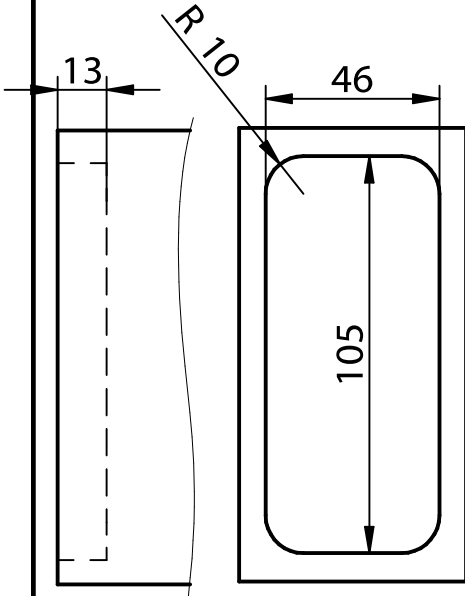


Pat.Nr. EP 0 765 130

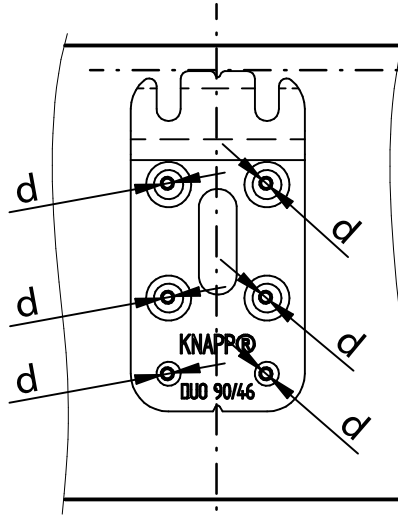
Montageanleitung DUO 90/46

Massivholzverbinder

Fräsbild

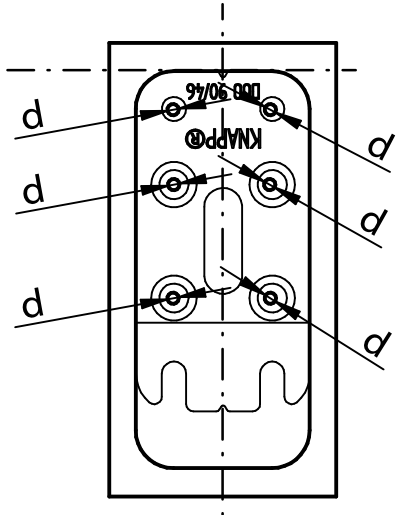


Bohrbild
im Längsholz



d...Ø 3mm vorbohren

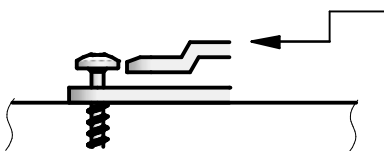
Bohrbild
im Hirnholz



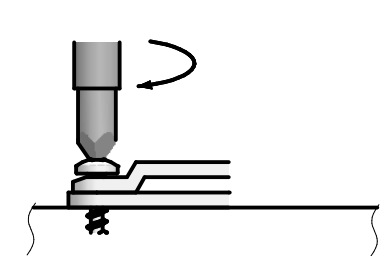
d...Ø 3mm vorbohren

Einstellen der
PH- Schraube

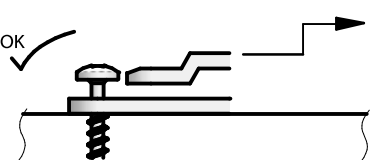
1. Verbinder einlegen



2. Schraube andrehen

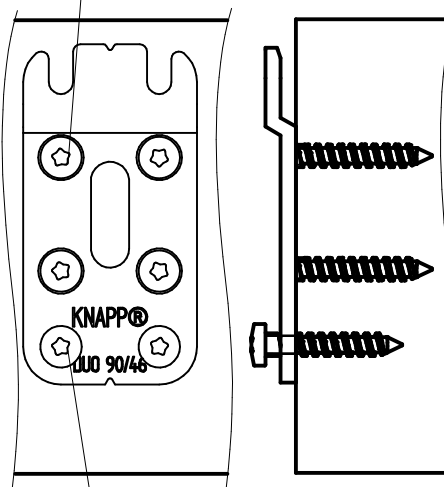


3. Verbinder entnehmen



Schraubenbild
im Längsholz

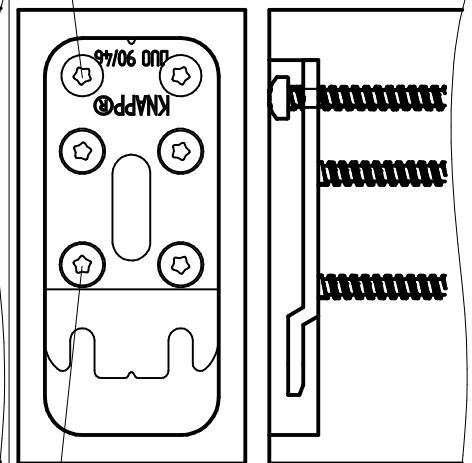
4x SK 6x40



2x PH 6x40

Schraubenbild
im Hirnholz

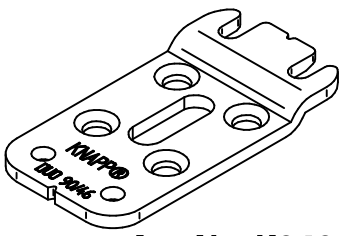
2x PH 6x60



4x SK 6x60

Diese Zeichnung ist Eigentum der Knapp GmbH.

© Knapp GmbH. Alle Maße in mm - Irrtümer, Druckfehler und Änderungen, auch technische Vorbehalten / all measures in mm - Errors excepted. VERSION 28.08.2025



Art. No. K040



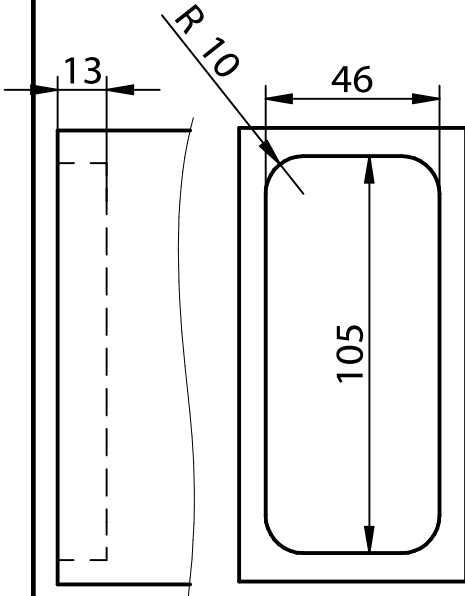
Pat.No. EP 0 765 130

Construction Manual

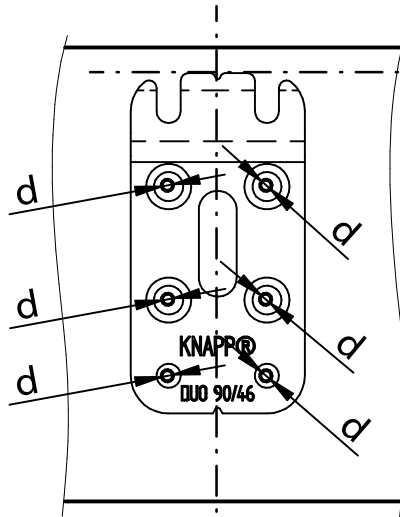
DUO 90/46

Frame connector

Size of rebate

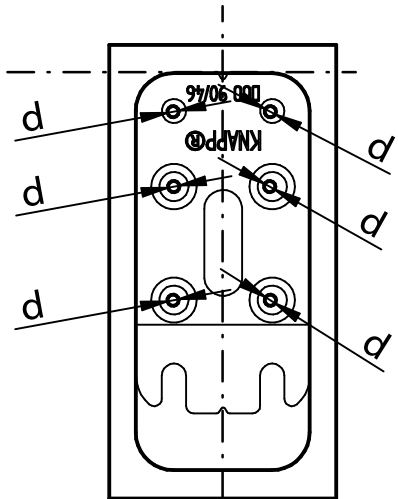


Drilling template in header side grain



d...Ø 3mm pre drill

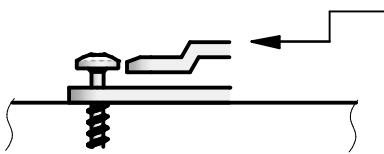
Drilling template in end grain



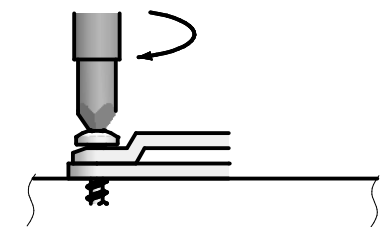
d...Ø 3mm pre drill

Adjust PH- Screw

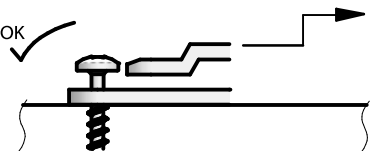
1. Insert connector



2. Screw in

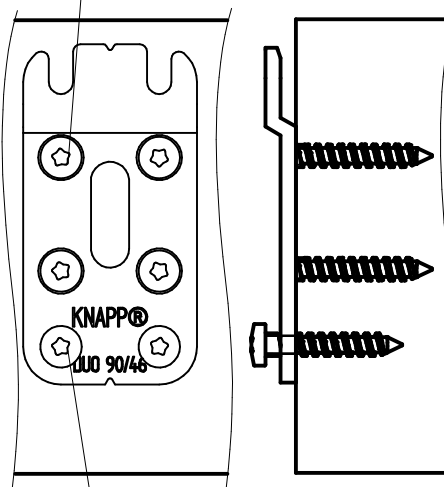


3. Remove connector



Screw template in header side grain

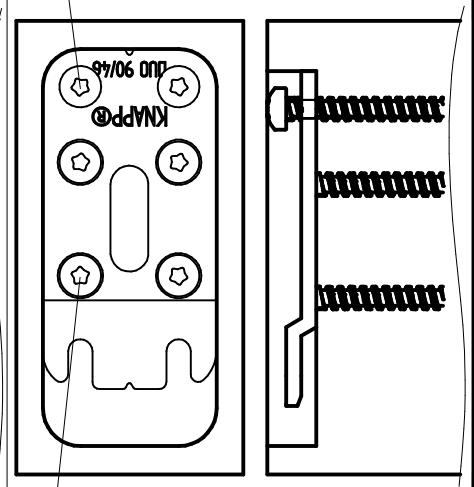
4x SK 6x40



2x PH 6x40

Screw template in end grain

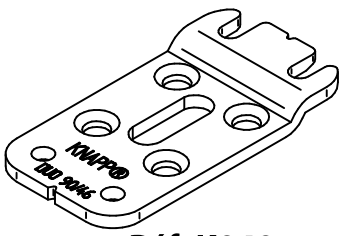
2x PH 6x60



4x SK 6x60

This drawing is the exclusive property of Knapp GmbH.

© Knapp GmbH. All measures in mm - Errors excepted. VERSION 28.08.2025



Réf. K040



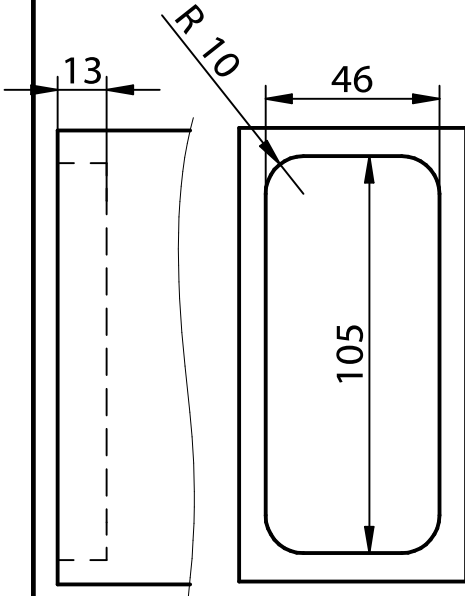
Notice de montage

DUO 90/46

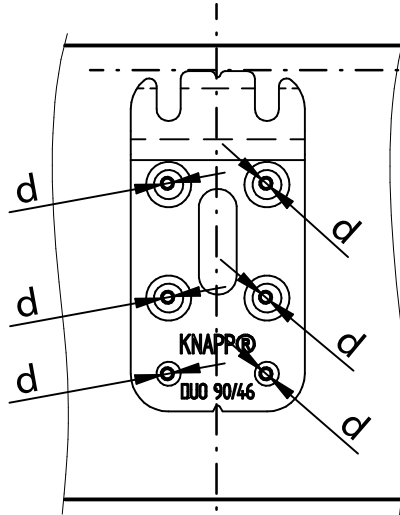
Brevet EP 0 765 130

Connecteur bois massif

Détail du fraisage

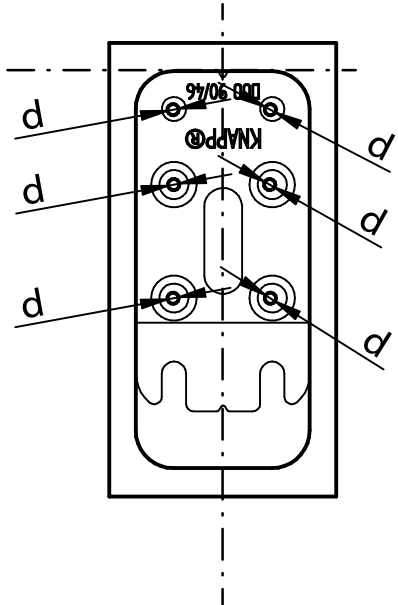


Détail du perçage en bois de fil



d...pré-percer Ø 3mm

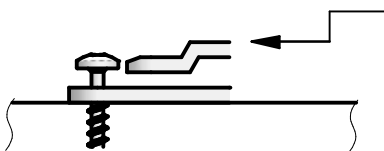
Détail du perçage en bois de bout



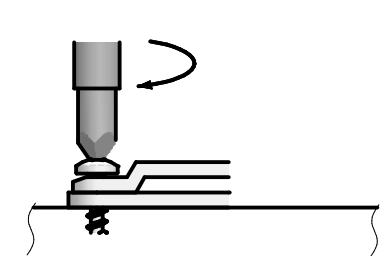
d...pré-percer Ø 3mm

Régler les vis tête ronde

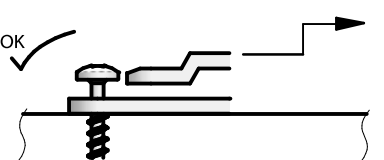
1. Emboîter un connecteur



2. Visser la vis

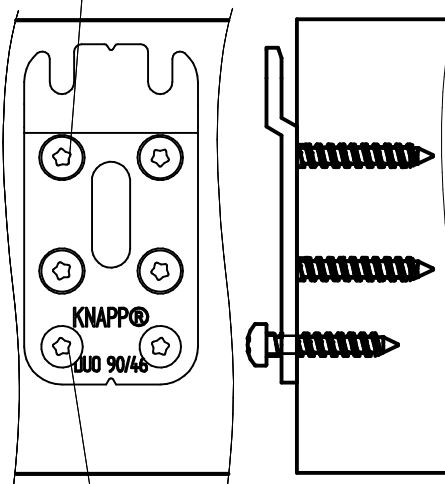


3. Enlever le connecteur



Détail du vissage en bois de fil

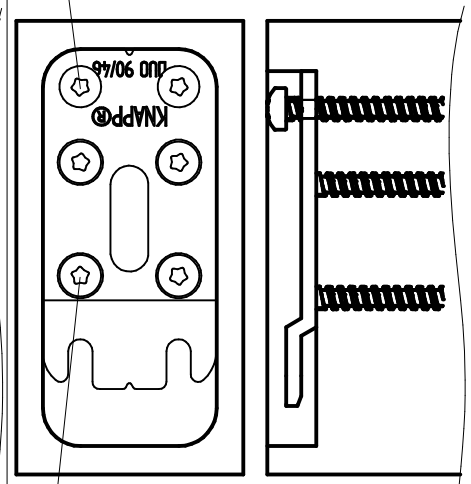
4 vis SK 6x40



2 vis PH 6x40

Détail du vissage en bois de bout

2 vis PH 6x60



4 vis SK 6x60

Ce dessin est la propriété de Knapp GmbH.

© Knapp GmbH. Toutes dimensions en mm - sauf erreurs, fautes d'impression ou modifications techniques. VERSION 28.08.2025