Montageanleitung Construction Manual Notice de montage

VERSION 27.07.2021

RICON® 120x25 Edelstahl

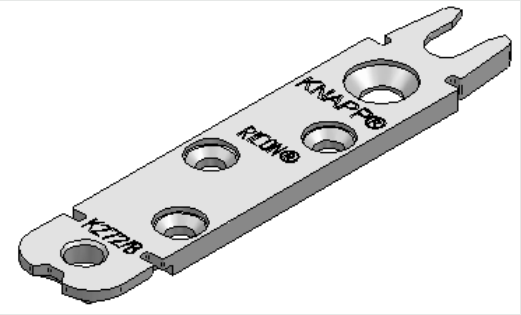

Art.-Nr. K272

Deutsch S. 2
English S. 6
Français S.10

KNAPP®
connectors.com

© Alle Zeichnungen sind Eigentum der KNAPP® GmbH | All drawings are the exclusive property of KNAPP® GmbH. | Tous les dessins sont la propriété de KNAPP® GmbH

© KNAPP® GmbH | Alle Maße in mm - Irrtümer, Druckfehler und Änderungen vorbehalten | All measures in mm - Errors excepted | Toutes dimensions en mm - sauf erreurs, fautes d'impression ou modifications

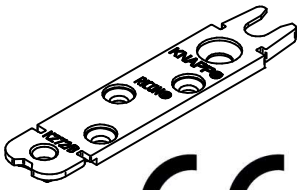

ETA-10/0189

Montageanleitung

RICON® 120/25 - A2

Pfosten-Riegelverbindung in Edelstahl
mit ETA Zulassung

2x RICON® 120/25

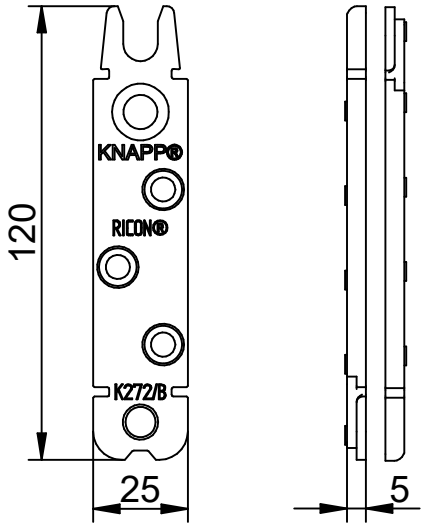

2x RICON® SK 8x80

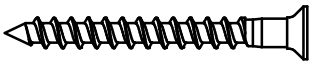

2x RICON® SK 8x50

3x RICON® SK 5x80

3x RICON® SK 5x50



1x RICON® Sperrbügel

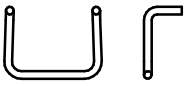

Justierbare Halteschraube

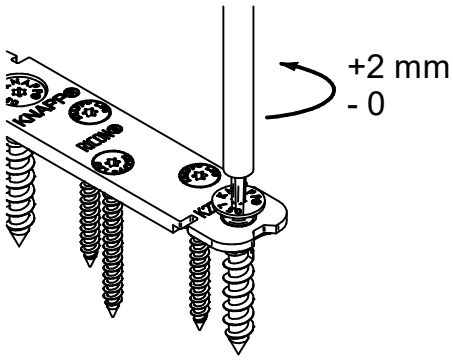

Sperrbügel einlegen

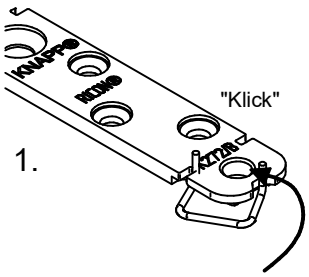

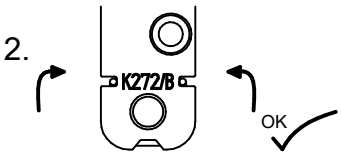

Sperrbügel lösen

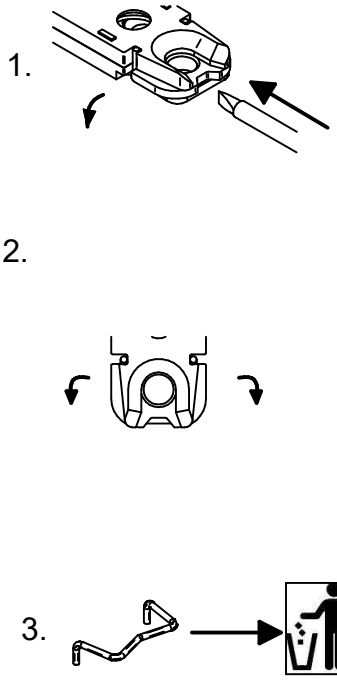

Diese Zeichnung ist Eigentum der Knapp GmbH.

© Knapp GmbH. Alle Maße in mm - Irrtümer, Druckfehler und Änderungen vorbehalten. VERSION 27. 07. 2021

KNAPP® verbinder.com

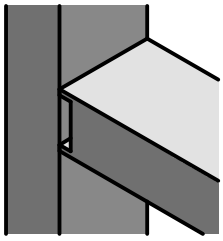

Montageanleitung

RICON® 120/25 EA - A2

Art. Nr. K272

Einzelanschluss
Pfosten-Riegelverbindung

im Pfosten

Vorbohrungen

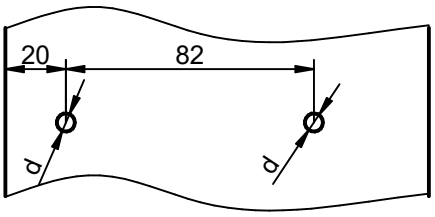

Nadelholz: d...Ø 5mm, 30mm tief vorbohren

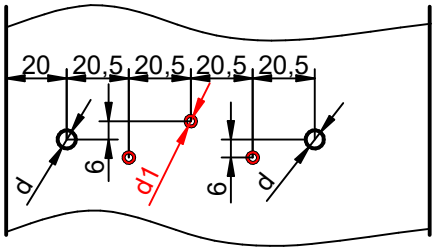

Laubholz: d...Ø 6mm, 45mm tief vorbohren
d1...Ø 3,5mm, 45mm tief vorbohren

Verschraubung

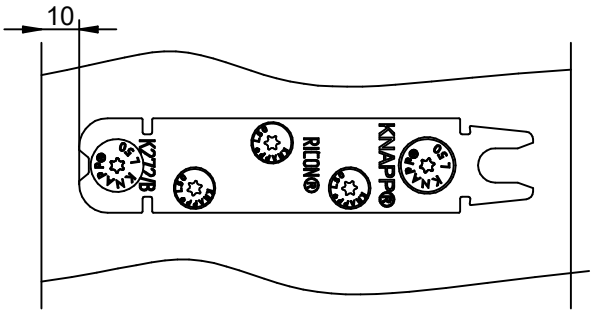

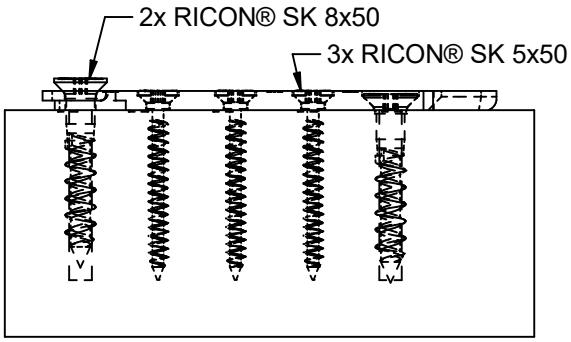

im Riegel

Ausfräsen und vorbohrungen

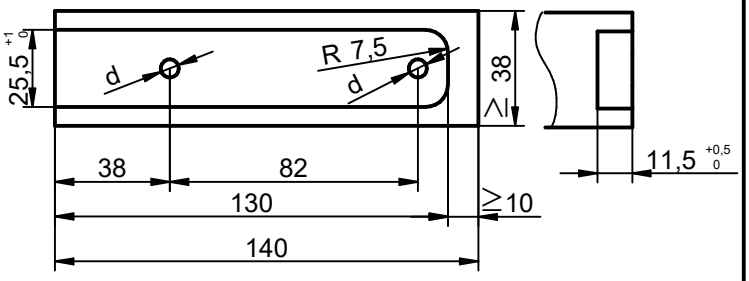

Nadelholz: d...Ø 5mm, 30mm tief vorbohren

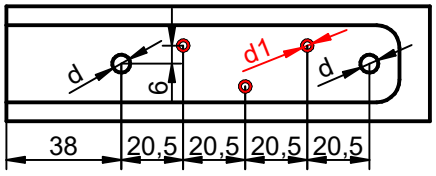

Laubholz: d...Ø 6mm, 75mm tief vorbohren
d1...Ø 3,5mm, 75mm tief vorbohren

Verschraubung

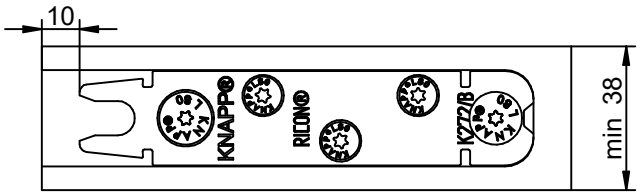

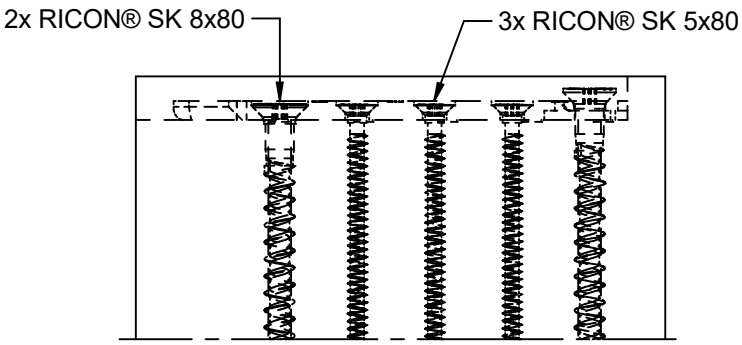

Diese Zeichnung ist Eigentum der Knapp GmbH.

© Knapp GmbH. Alle Maße in mm - Irrtümer, Druckfehler und Änderungen vorbehalten. VERSION 27. 07. 2021

KNAPP® verbinder.com

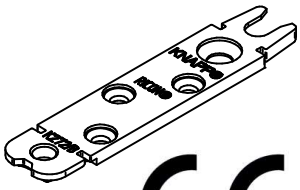

ETA-10/0189

Montageanleitung

RICON® 120/25 - A2

Haupt- Nebenträgerverbindung in Edelstahl
mit ETA Zulassung

Hauptträger

Ausfräsen und vorbohrungen

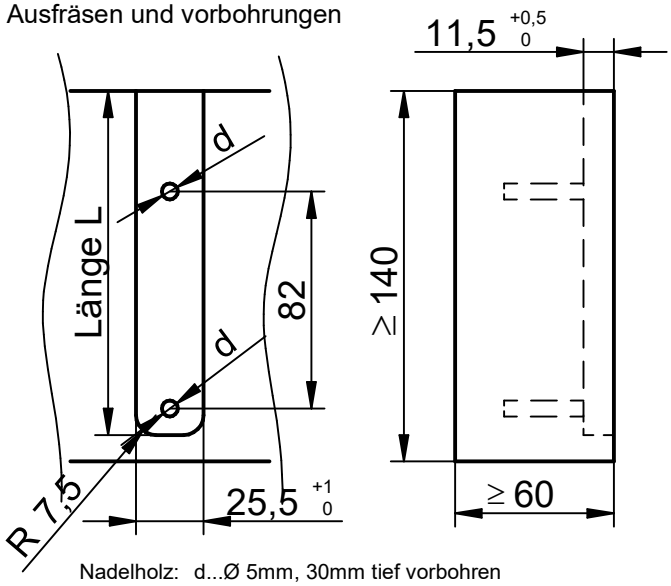

Nadelholz: d...Ø 5mm, 30mm tief vorbohren

Ausfräslänge L aus dem Haupt- träger in Abhängigkeit der Neben- trägerhöhe HN	
Höhe HN [mm]	Länge L [mm]
140	130
160	140
180	160
200	170
220	190
240	200

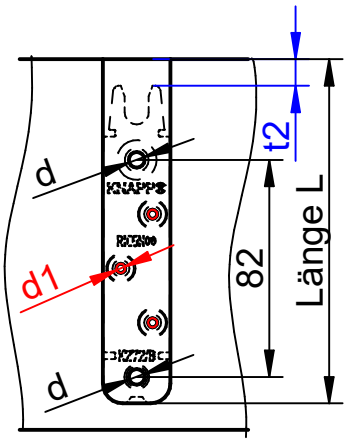

Laubholz: d...Ø 6mm, 45mm tief vorbohren
d1...Ø 3,5mm, 45mm tief vorbohren

Nebenträger

Vorbohrungen

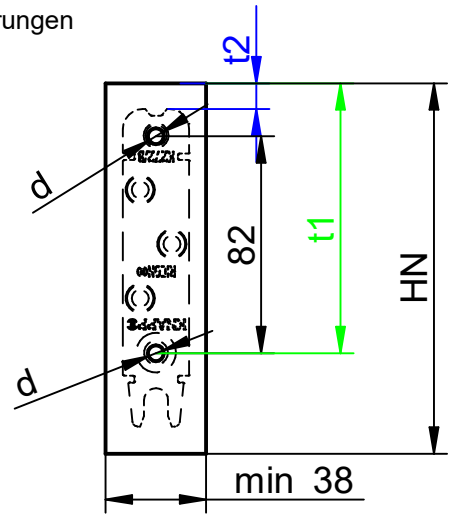

Nadelholz: d...Ø 5mm, 30mm tief vorbohren

Einbohrmaße t1 und Abstandsmaß t2 in Abhängigkeit der Nebenträgerhöhe HN		
Höhe HN [mm]	Abstand t1 [mm]	Abstand t2 [mm]
140	102	10
160	112	20
180	132	40
200	142	50
220	162	70
240	172	80

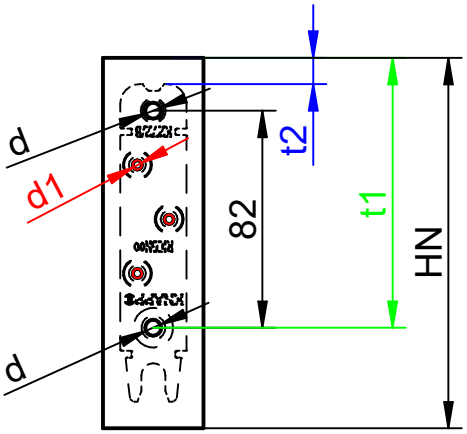

Laubholz: d...Ø 6mm, 75mm tief vorbohren
d1...Ø 3,5mm, 75mm tief vorbohren

Diese Zeichnung ist Eigentum der Knapp GmbH.

© Knapp GmbH. Alle Maße in mm - Irrtümer, Druckfehler und Änderungen vorbehalten. VERSION 27. 07. 2021

KNAPP® verbinder.com

RICON® 120/25 EA - A2

Art. Nr. K272

Einzelanschluss
Haupt-Nebenträger Verbindung

Hauptträger

Verschraubung im Hauptträger

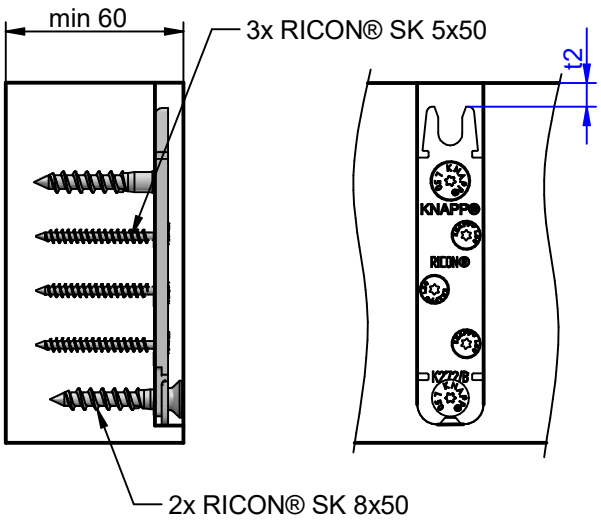

Nebenträger

Verschraubung im Nebenträger

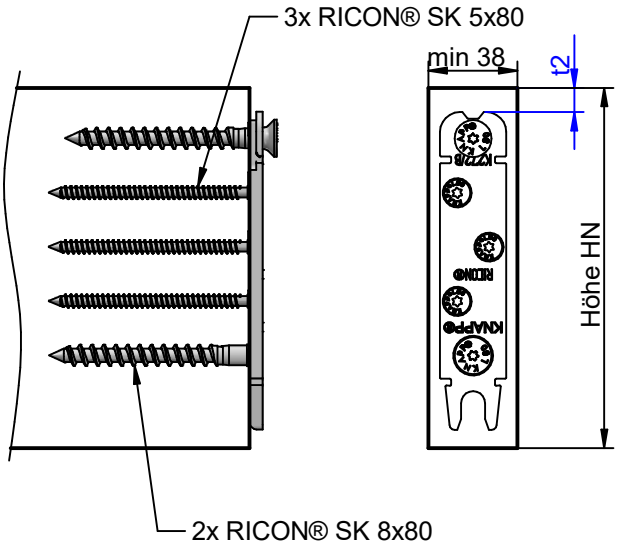

Diese Zeichnung ist Eigentum der Knapp GmbH.

© Knapp GmbH. Alle Maße in mm - Irrtümer, Druckfehler und Änderungen vorbehalten. VERSION 27. 07. 2021

KNAPP® verbinder.com

Assembly Instructions

RICON® 120/25 - A2

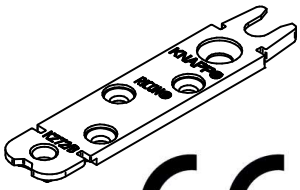

ETA-10/0189

post and beam connection in stainless steel
with ETA (European Technical Assessment) CE marking

2x RICON® 120/25

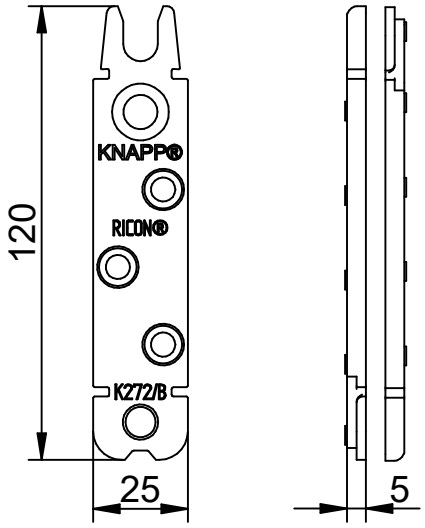

2x RICON® CS 8x80

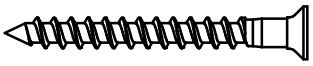

2x RICON® CS 8x50

3x RICON® CS 5x80



3x RICON® CS 5x50



1x RICON® Locking clip

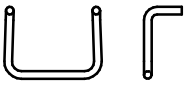

screw depth adjustable

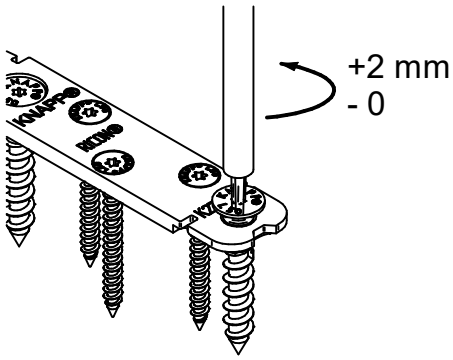

Locking clip assembly

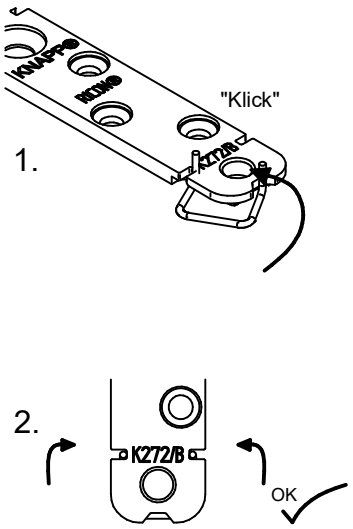

Locking clip removal

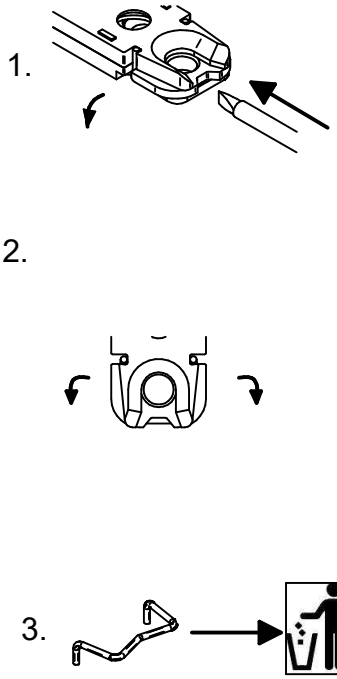

This drawing is the property of Knapp GmbH.

© Knapp GmbH. All measures in mm - Errors, misprints and changes reserved. VERSION 27.07.2021

KNAPP® connectors.com

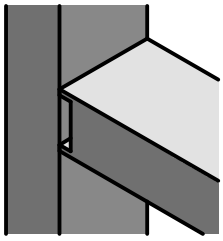

Assembly Instructions

RICON® 120/25 EA - A2

Art. No. K272

single connection
post and beam

for post

Predrilling

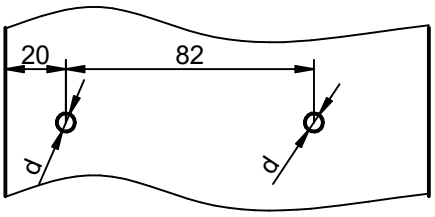

Softwood: d...Ø 5mm, 30mm pre-drilling

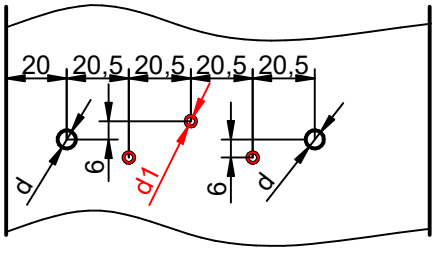

Hardwood: d...Ø 6mm, 45mm pre-drilling
d1...Ø 3,5mm, 45mm pre-drilling

screw pattern for post

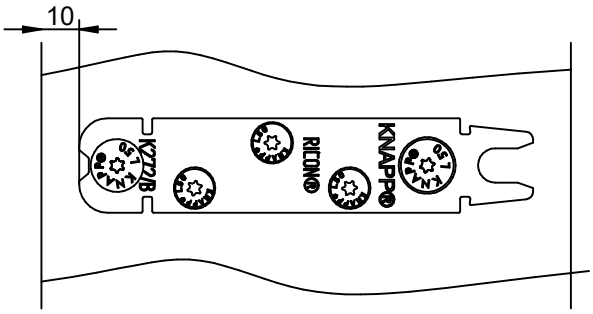

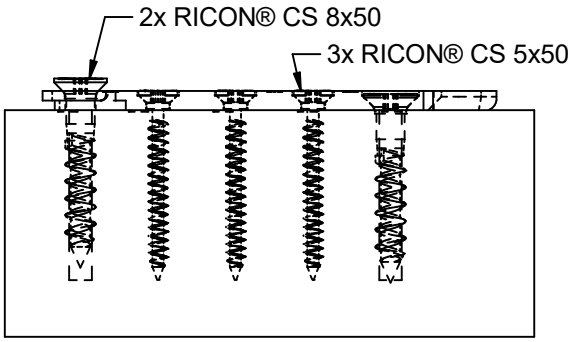

for beam

Milling and predrilling

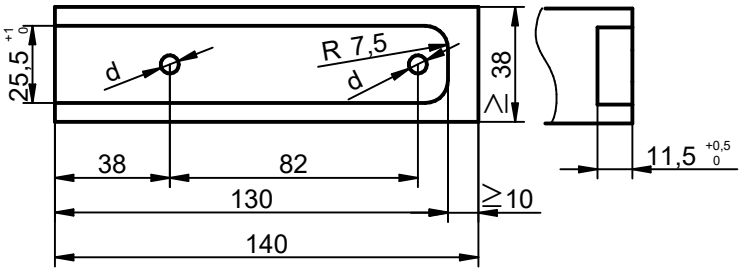

Softwood: d...Ø 5mm, 30mm pre-drilling

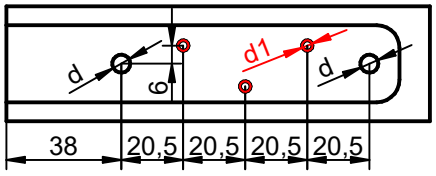

Hardwood:d...Ø 6mm, 75mm pre-drilling
d1...Ø 3,5mm, 75mm pre-drilling

screw pattern for beam

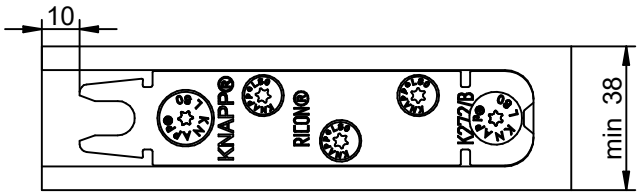

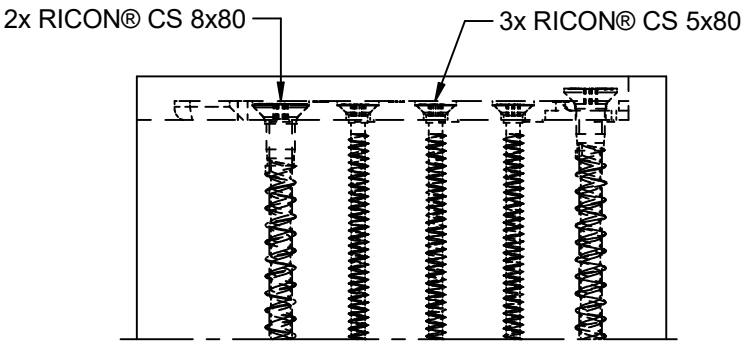

This drawing is the property of Knapp GmbH.

© Knapp GmbH. All measures in mm - Errors, misprints and changes reserved. VERSION 27.07.2021

KNAPP® connectors.com

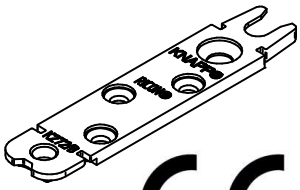

ETA-10/0189

Assembly Instructions

RICON® 120/25 - A2

main beam, secondary beam connection in stainless steel with ETA (European Technical Assessment) CE marking

main beam

Milling and predrilling

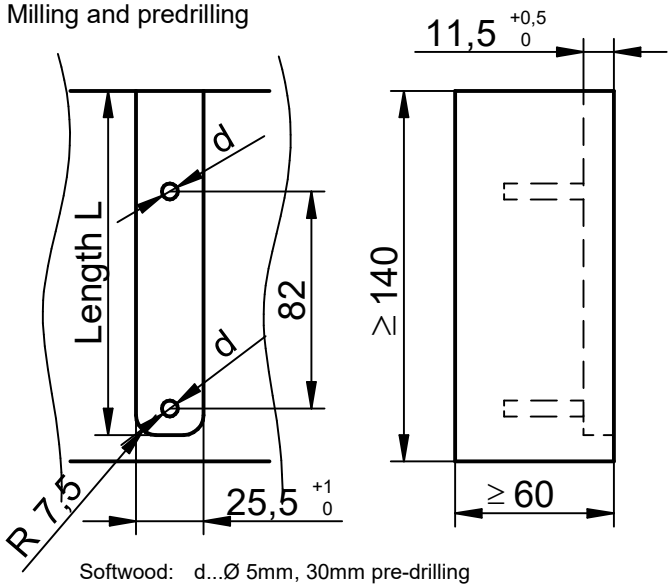

Softwood: d...Ø 5mm, 30mm pre-drilling

Milling length L form the main beam depending on the beam height HN:	
Height HN [mm]	Length L [mm]
140	130
160	140
180	160
200	170
220	190
240	200

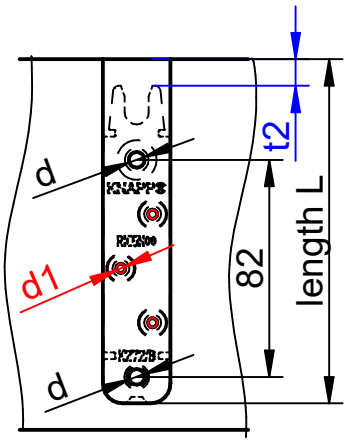

Hardwood: d...Ø 6mm, 45mm pre-drilling
d1...Ø 3,5mm, 45mm pre-drilling

secondary beam

Predrilling

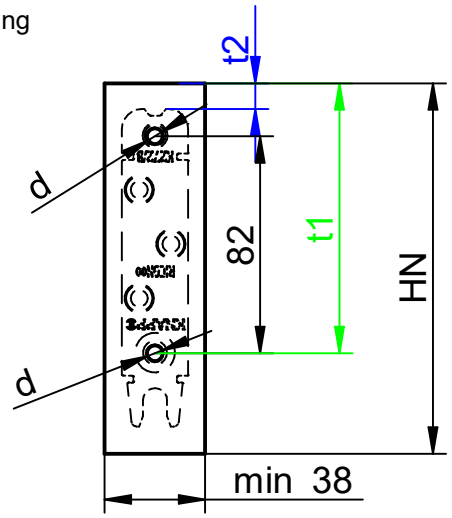

Softwood: d...Ø 5mm, 30mm pre-drilling

Drilling dimensions t1 and distance t2 depending on the secondary beam height HN		
Height HN [mm]	Distance t1 [mm]	Distance t2 [mm]
140	102	10
160	112	20
180	132	40
200	142	50
220	162	70
240	172	80

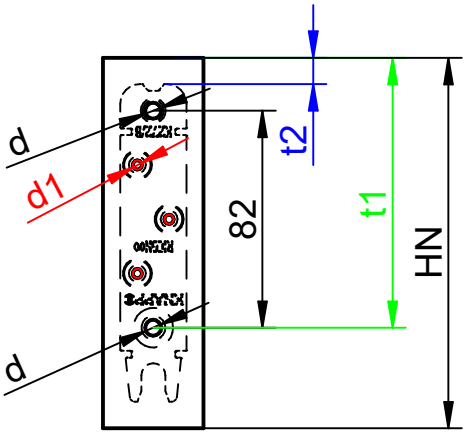

Hardwood: d...Ø 6mm, 75mm pre-drilling
d1...Ø 3,5mm, 75mm pre-drilling

This drawing is the property of Knapp GmbH.

© Knapp GmbH. All measures in mm - Errors, misprints and changes reserved. VERSION 27.07.2021

KNAPP® connectors.com

RICON® 120/25 EA - A2

Art. No. K272

single connection
main beam, secondary beam connection

main beam

screw pattern for main beam

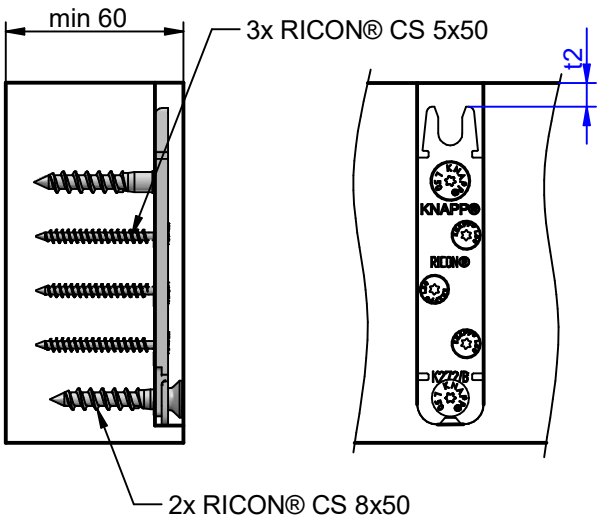

secondary

screw pattern for secondary beam

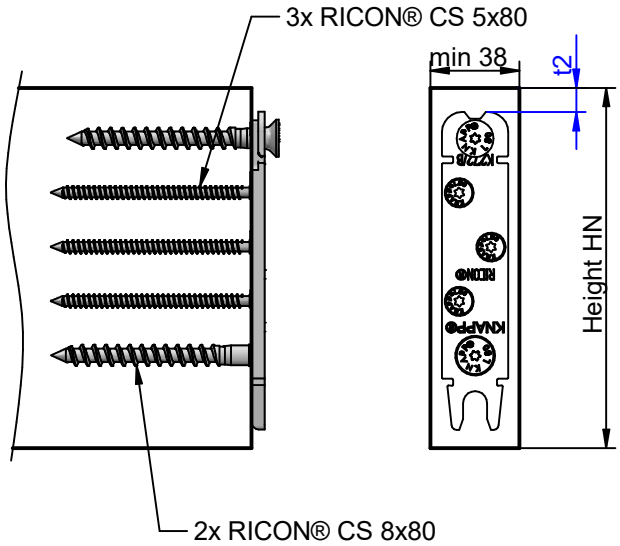

This drawing is the property of Knapp GmbH.

© Knapp GmbH. All measures in mm - Errors, misprints and changes reserved. VERSION 27.07. 2021

KNAPP® connectors.com

Notice de montage

RICON® 120/25 - A2

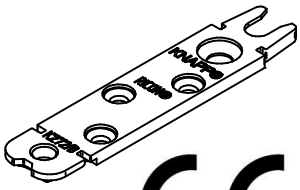

ETA-10/0189

Connecteur inox pour jonctions poteaux - traverses
avec Évaluation Technique Européenne (ETA)

2 vis RICON® 120/25

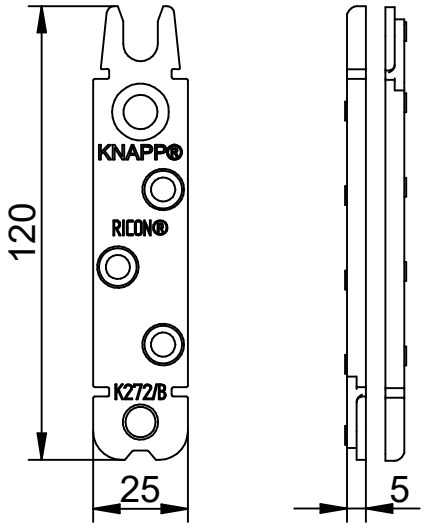

2 vis RICON® TF 8x80

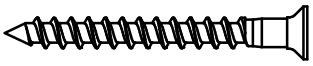

2 vis RICON® TF 8x50

3 vis RICON® TF 5x80

3 vis RICON® TF 5x50



1 goupille de verrouillage

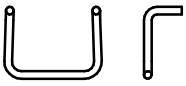

Réglage de la vis d'accroche

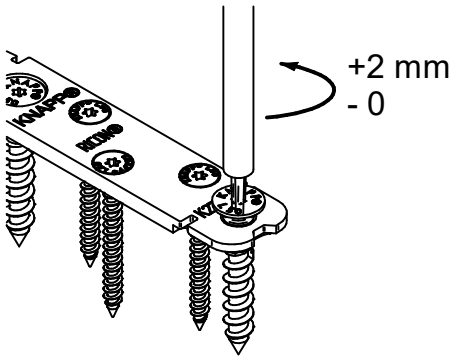

Mise en place de la goupille

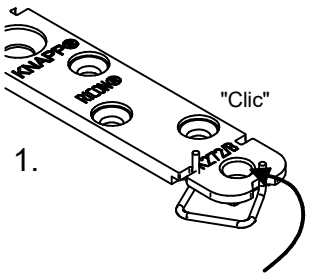

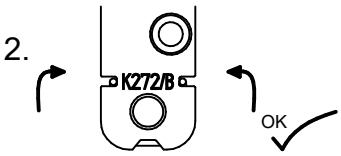

Déverrouillage de la goupille

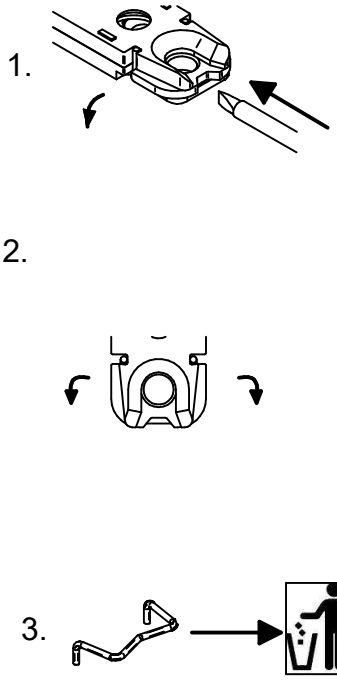

Ce dessin est la propriété de Knapp GmbH.

© Knapp GmbH. Toutes dimensions en mm - sauf erreurs, fautes d'impression ou modifications techniques. VERSION 27. 07. 2021

KNAPP® connectors.com

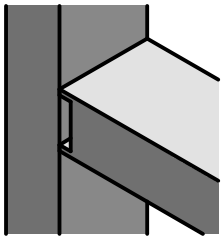

Notice de montage

RICON® 120/25 EA - A2

Réf. K272

Assemblage simple
Jonctions poteaux - traverses

Poteau

Perçage

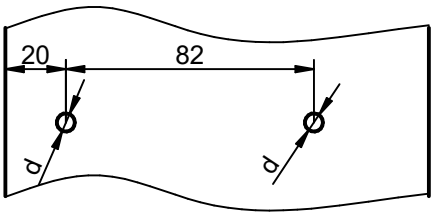

Résineux : pré-percer d...Ø 5mm, prof. 30mm

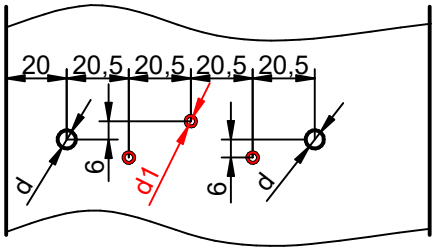

Feuillus : pré-percer d...Ø 6mm, prof. 45mm
pré-percer d1...Ø 3,5mm, prof. 45mm

vissage

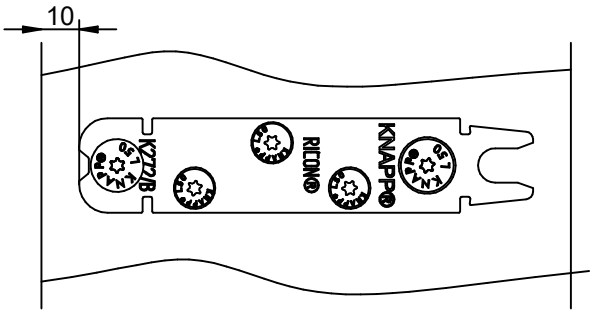

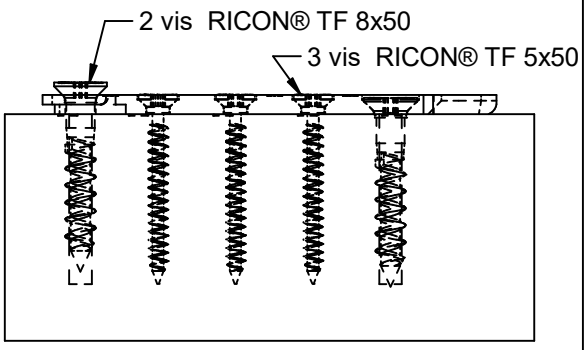

Traverse

Fraisage et perçage

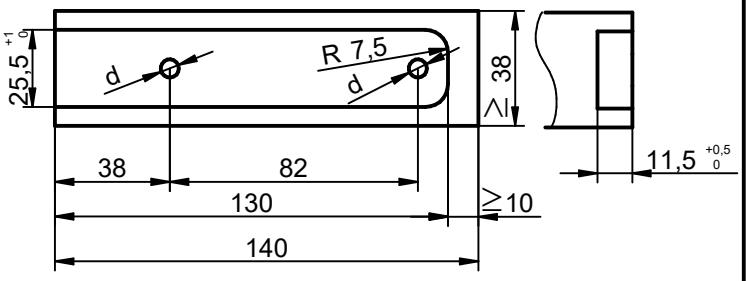

Résineux : pré-percer d...Ø 5mm, prof. 30mm

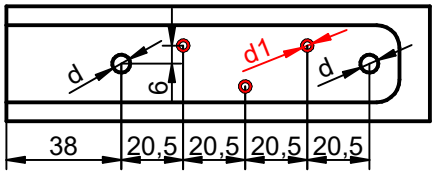

Feuillus : pré-percer d...Ø 6mm, prof. 75mm
pré-percer d1...Ø 3,5mm, prof. 75mm

vissage

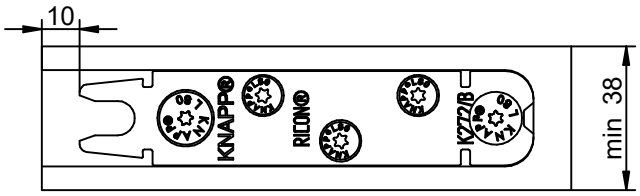

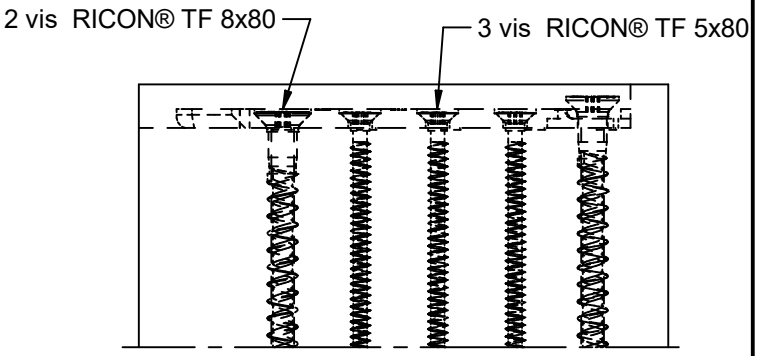

Ce dessin est la propriété de Knapp GmbH.

© Knapp GmbH. Toutes dimensions en mm - sauf erreurs, fautes d'impression ou modifications techniques. VERSION 27. 07. 2021

KNAPP® connectors.com

RICON® 120/25 - A2

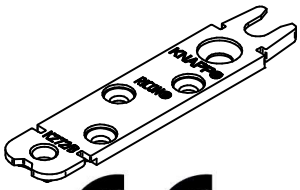

ETA-10/0189

Connecteur inox pour jonctions poutres principales - secondaires
avec Évaluation Technique Européenne (ETA)

Poutres principales

Fraisage et perçage

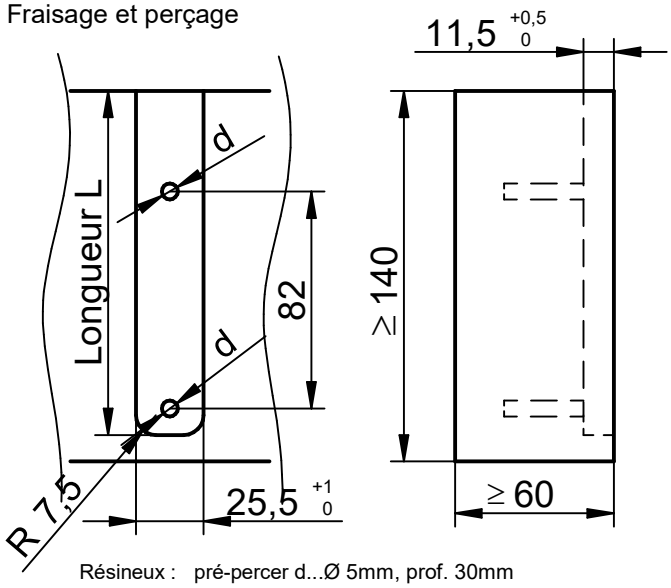

Résineux : pré-percer d...Ø 5mm, prof. 30mm

Longueur de fraisage L sur poutre principale en relation avec la hauteur de la poutre secondaire HN	
Hauteur HN [mm]	Longueur L [mm]
140	130
160	140
180	160
200	170
220	190
240	200

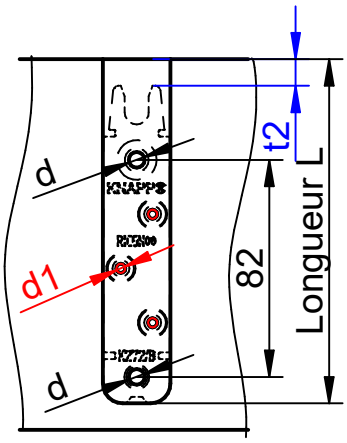

Feuillus : pré-percer d...Ø 6mm, prof. 45mm
pré-percer d1...Ø 3,5mm, prof. 45mm

Poutres secondaires

Perçage

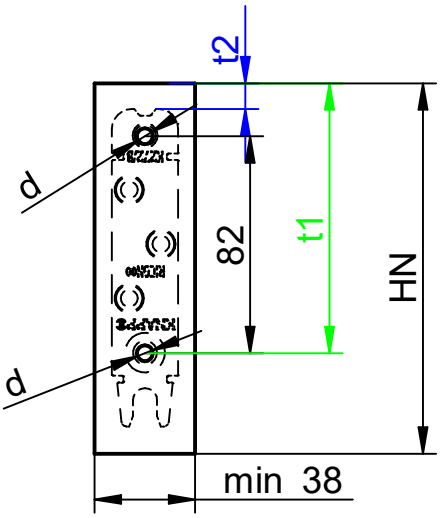

Résineux : pré-percer d...Ø 5mm, prof. 30mm

Distance de perçage t1 et t2 en relation avec la poutre secondaire HN		
Hauteur HN [mm]	Distance t1 [mm]	Distance t2 [mm]
140	102	10
160	112	20
180	132	40
200	142	50
220	162	70
240	172	80

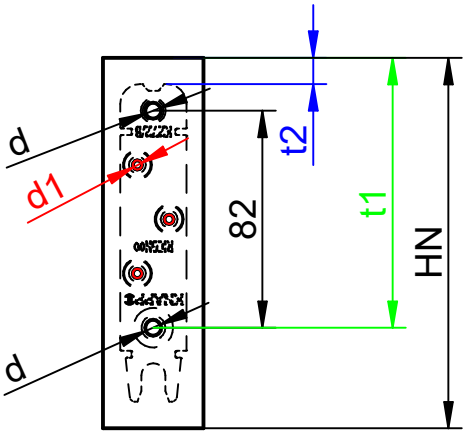

Feuillus : pré-percer d...Ø 6mm, prof. 75mm
pré-percer d1...Ø 3,5mm, prof. 75mm

Ce dessin est la propriété de Knapp GmbH.

© Knapp GmbH. Toutes dimensions en mm - sauf erreurs, fautes d'impression ou modifications techniques. VERSION 27. 07. 2021

KNAPP® connectors.com

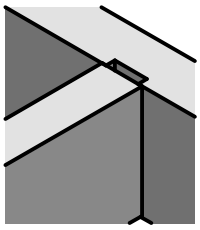

Réf. K272

Notice de montage

RICON® 120/25 EA - A2

Assemblage simple
Jonctions poutres principales - secondaires

Poutres principales

Détail du vissage sur la poutre principale

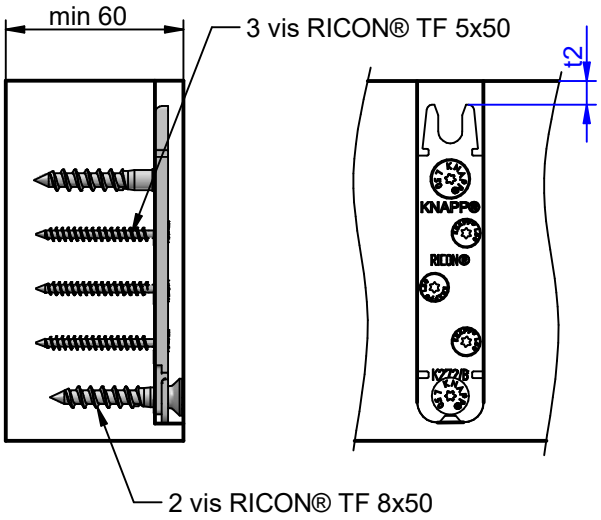

Poutres secondaires

Détail du vissage sur la poutre secondaire

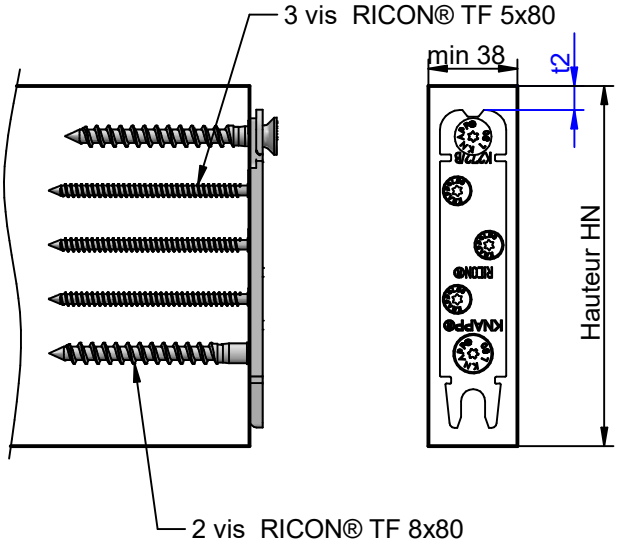

Ce dessin est la propriété de Knapp GmbH.

© Knapp GmbH. Toutes dimensions en mm - sauf erreurs, fautes d'impression ou modifications techniques. VERSION 27. 07. 2021

KNAPP® connectors.com

KNAPP®
connectors.com

Knapp GmbH ▮ Wassergasse 31 ▮ A-3324 Euratsfeld ▮ Tel.: +43 (0)7474 / 799 10 ▮ Fax: +43 (0)7474 / 799 10 99
Knapp GmbH ▮ Vertrieb Deutschland ▮ Föhrenweg 1 ▮ D-85591 Vaterstetten ▮ Tel.: +49 (0)8106 / 99 55 99 0 ▮ Fax: +49 (0)8106 / 99 55 99 20 ▮ E-Mail: info@knapp-verbinder.com
Knapp GmbH Sàrl ▮ Filiale France ▮ 1A Rue du Stade ▮ F - 67880 Innenheim Tel. : +33 (0)3 88 48 17 87 ▮ Fax: +33 (0)9 70 62 81 87 ▮ E-Mail : france@knapp-connectors.com